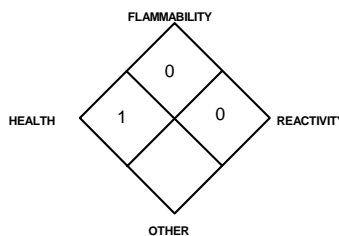




MATERIAL SAFETY DATA SHEET

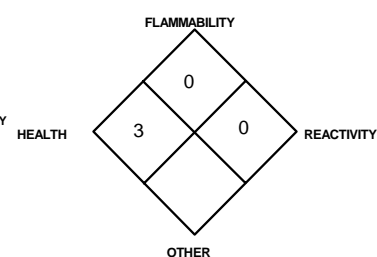
NITROGEN GAS

NFPA RATING



LIQUID NITROGEN

NFPA RATING



Prepared to U.S. OSHA, CMA, ANSI and Canadian WHMIS Standards

PART I *What is the material and what do I need to know in an emergency?*

1. PRODUCT IDENTIFICATION

CHEMICAL NAME; CLASS:

NITROGEN - N₂
Including N2 with impurities
Document Number: Nitrogen

PRODUCT USE:

For general analytical/synthetic chemical uses.

SUPPLIER/MANUFACTURER'S NAME:

MESA Specialty Gases & Equipment

ADDRESS:

3619 Pendleton Avenue, Suite C
Santa Ana, CA 92704

BUSINESS PHONE:

1-714-434-7102

EMERGENCY PHONE:

INFOTRAC: 1-800-535-5053

2. COMPOSITION and INFORMATION ON INGREDIENTS

CHEMICAL NAME	CAS #	mole %	EXPOSURE LIMITS IN AIR					
			ACGIH		OSHA		IDLH ppm	OTHER
			TLV ppm	STEL ppm	PEL ppm	STEL ppm		
Nitrogen	7727-37-9	99%	There are no specific exposure limits for Nitrogen. Nitrogen is a simple asphyxiant (SA). Oxygen levels should be maintained above 19.5%.					
Maximum Impurities Including Hydrocarbons, Carbon Monoxide, Carbon Dioxide, Oxygen		<1.0	None of the trace impurities in this mixture contribute significantly to the hazards associated with the product. All hazard information pertinent to this product has been provided in this Material Safety Data Sheet, per the requirements of the OSHA Hazard Communication Standard (29 CFR 1910.1200) and State equivalents standards.					

NE = Not Established

C = Ceiling Limit



See Section 16 for Definitions of Terms Used

NOTE: all WHMIS required information is included. It is located in appropriate sections based on the ANSI Z400.1-1993 format.



3. HAZARD IDENTIFICATION

EMERGENCY OVERVIEW: Nitrogen is a colorless, odorless, non-flammable gas, or a colorless, odorless, cryogenic liquid. The main health hazard associated with releases of this gas is asphyxiation, by displacement of oxygen. The cryogenic liquid will rapidly boil to the gas at standard temperatures and pressures. The liquefied gas can cause frostbite to any contaminated tissue.

NITROGEN GAS

HAZARDOUS MATERIAL INFORMATION SYSTEM			
HEALTH		(BLUE)	1
FLAMMABILITY		(RED)	0
REACTIVITY		(YELLOW)	0
PROTECTIVE EQUIPMENT			B
EYES	RESPIRATORY	HANDS	BODY
	See Section 8		See-Section 8
For routine industrial applications			

LIQUID NITROGEN

HAZARDOUS MATERIAL INFORMATION SYSTEM			
HEALTH		(BLUE)	3
FLAMMABILITY		(RED)	0
REACTIVITY		(YELLOW)	0
PROTECTIVE EQUIPMENT			X
EYES	RESPIRATORY	HANDS	BODY
	See Section 8		See-Section 8
For routine industrial applications			

SYMPTOMS OF OVEREXPOSURE BY ROUTE OF EXPOSURE: The most significant route of overexposure for this gas is by inhalation. The following paragraphs describe symptoms of exposure by route of exposure.

INHALATION: High concentrations of this gas can cause an oxygen-deficient environment. Individuals breathing such an atmosphere may experience symptoms which include headaches, ringing in ears, dizziness, drowsiness, unconsciousness, nausea, vomiting, and depression of all the senses. The skin of a victim may have a blue color. Under some circumstances, death may occur. The effects associated with various levels of oxygen are as follows:

CONCENTRATION

12-16% Oxygen:
10-14% Oxygen:
6-10% Oxygen:
Below 6%:

SYMPTOMS OF EXPOSURE

Breathing and pulse rate increased, muscular coordination slightly disturbed.
Emotional upset, abnormal fatigue, disturbed respiration.
Nausea and vomiting, collapse or loss of consciousness.
Convulsive movements, possible respiratory collapse, and death.

OTHER POTENTIAL HEALTH EFFECTS: Contact with cryogenic liquid or rapidly expanding gases (which are released under high pressure) may cause frostbite. Symptoms of frostbite include change in skin color to white or grayish-yellow. The pain after contact with liquid can quickly subside.

HEALTH EFFECTS OR RISKS FROM EXPOSURE: An Explanation in Lay Terms. Overexposure to Nitrogen may cause the following health effects:

ACUTE: The most significant hazard associated with this gas is inhalation of oxygen-deficient atmospheres. Symptoms of oxygen deficiency include respiratory difficulty, headache, dizziness and nausea. At high concentrations, unconsciousness or death may occur. Contact with cryogenic liquid or rapidly expanding gases may cause frostbite.

CHRONIC: There are currently no known adverse health effects associated with chronic exposure to Nitrogen.

TARGET ORGANS: Respiratory system.

PART II *What should I do if a hazardous situation occurs?*

4. FIRST-AID MEASURES

RESCUERS SHOULD NOT ATTEMPT TO RETRIEVE VICTIMS OF EXPOSURE TO NITROGEN WITHOUT ADEQUATE PERSONAL PROTECTIVE EQUIPMENT. At a minimum, Self-Contained Breathing Apparatus Personal Protective equipment should be worn.

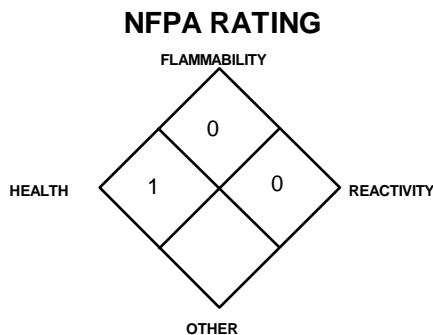
Remove victim(s) to fresh air, as quickly as possible. Trained personnel should administer supplemental oxygen and/or cardio-pulmonary resuscitation, if necessary. Only trained personnel should administer supplemental oxygen.

In case of frostbite, place the frostbitten part in warm water. DO NOT USE HOT WATER. If warm water is not available, or is impractical to use, wrap the affected parts gently in blankets. Alternatively, if the fingers or hands are frostbitten, place the affected area of the body in the armpit. Encourage victim to gently exercise the affected part while being warmed. Seek immediate medical attention.

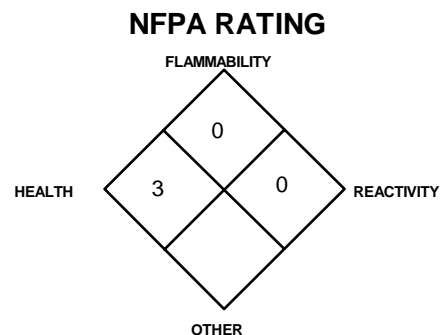
Victim(s) must be taken for medical attention. Rescuers should be taken for medical attention, if necessary. Take copy of label and MSDS to physician or other health professional with victim(s).

5. FIRE-FIGHTING MEASURES

NITROGEN GAS



LIQUID NITROGEN



See Section 16 for Definition of Ratings

FLASH POINT: Not applicable.

AUTOIGNITION TEMPERATURE: Not applicable.

FLAMMABLE LIMITS (in air by volume, %):

Lower (LEL): Not applicable.

Upper (UEL): Not applicable.

FIRE EXTINGUISHING MATERIALS: Non-flammable, inert gas. Use extinguishing media appropriate for surrounding fire.

UNUSUAL FIRE AND EXPLOSION HAZARDS: Nitrogen does not burn; however, containers, when involved in fire, may rupture or burst in the heat of the fire.

RESPONSE TO FIRE INVOLVING CRYOGEN: Cryogenic liquids can be particularly dangerous during fires because of their potential to rapidly freeze water. Careless use of water may cause heavy icing. Furthermore, the relatively warm water greatly increases the evaporation rate of Nitrogen. If large concentrations of Nitrogen gas are present, the water vapor in the surrounding air will condense, creating a dense fog that may make it difficult to find fire exits or equipment. Liquid Nitrogen, when exposed to the atmosphere, will produce a cloud of ice/fog in the air upon its release.

Explosion Sensitivity to Mechanical Impact: Not Sensitive.

Explosion Sensitivity to Static Discharge: Not Sensitive.

SPECIAL FIRE-FIGHTING PROCEDURES: Structural fire-fighters must wear Self-Contained Breathing Apparatus and full protective equipment. Move fire-exposed cylinders if it can be done without risk to firefighters. Otherwise, cool containers with hose stream and protect personnel. Withdraw immediately in case of rising sounds from venting safety device or any discoloration of tanks due to the fire.

6. ACCIDENTAL RELEASE MEASURES

SPILL AND LEAK RESPONSE: Uncontrolled releases should be responded to by trained personnel using pre-planned procedures. Proper protective equipment should be used. In case of a **release**, clear the affected area and protect people.

Minimum Personal Protective Equipment should be **Level B: protective clothing, mechanically-resistant gloves and Self-Contained Breathing Apparatus**. Locate and seal the source of the leaking gas. Allow the gas to dissipate. Monitor

the surrounding area for oxygen levels. The atmosphere must have at least 19.5 percent oxygen before personnel can be allowed in the area without Self-Contained Breathing Apparatus. Attempt to close the main source valve prior to entering the area. If this does not stop the release (or if it is not possible to reach the valve), allow the gas to release in-place or remove it to a safe area and allow the gas to be released there.

RESPONSE TO CRYOGENIC RELEASE: Clear the affected area and allow the liquid to evaporate and the gas to dissipate. After the gas is formed, follow the instructions provided in the previous paragraph. If the area must be entered by emergency personnel, SCBA, Kevlar gloves, and appropriate foot and leg protection must be worn.

PART III *How can I prevent hazardous situations from occurring?*

7. HANDLING and STORAGE

WORK PRACTICES AND HYGIENE PRACTICES: As with all chemicals, avoid getting Nitrogen IN YOU. Do not eat or drink while handling chemicals. Be aware of any signs of dizziness or fatigue; exposures to fatal concentrations of Nitrogen could occur without any significant warning symptoms, due to oxygen deficiency.

STORAGE AND HANDLING PRACTICES: Cylinders should be stored in dry, well-ventilated areas away from sources of heat. Compressed gases can present significant safety hazards. Store containers away from heavily trafficked areas and emergency exits. Post "No Smoking or Open Flames" signs in storage or use areas.

SPECIAL PRECAUTIONS FOR HANDLING GAS CYLINDERS: Protect cylinders against physical damage. Store in cool, dry, well-ventilated, fireproof area, away from flammable materials and corrosive atmospheres. Store away from heat and ignition sources and out of direct sunlight. Do not store near elevators, corridors or loading docks. Do not allow area where cylinders are stored to exceed 52°C (125°F). Isolate from incompatible materials such as magnesium (see Section 10, Stability and Reactivity for more information), which can react violently. Use only storage containers and equipment (pipes, valves, fittings to relieve pressure, etc.) designed for the storage of Liquid Nitrogen. Do not store containers where they can come into contact with moisture. Cylinders should be stored upright and be firmly secured to prevent falling or being knocked over. Cylinders can be stored in the open, but in such cases, should be protected against extremes of weather and from the dampness of the ground to prevent rusting. Keep Dewar flasks covered with loose fitting cap. This prevents air or moisture from entering the container, yet allows pressure to escape. Use only the stopper or plug supplied with the container. Ensure that ice does not form in the neck of flasks. If the neck of Dewar flask is blocked by ice or "frozen" air, follow manufacturer's instruction for removing it. Ice can also cause pressure release valves to fail. Never tamper with pressure relief devices. The following rules are applicable to situations in which cylinders are being used :

Before Use: Move cylinders with a suitable hand-truck. Do not drag, slide or roll cylinders. Do not drop cylinders or permit them to strike each other. Secure cylinders firmly. Leave the valve protection cap in-place (if provided), until cylinder is ready for use.

During Use: Use designated CGA fittings and other support equipment. Do not use adapters. Do not heat cylinder by any means to increase the discharge rate of the product from the cylinder. Use check valve or trap in discharge line to prevent hazardous backflow into the cylinder. Do not use oils or grease on gas-handling fittings or equipment.

After Use: Close main cylinder valve. Replace valve protection cap (if provided). Mark empty cylinders "EMPTY".

NOTE: Use only DOT or ASME code containers. Earth-ground and bond all lines and equipment associated with this product. Close valve after each use and when empty. Cylinders must not be recharged except by or with the consent of owner. For additional information refer to the Compressed Gas Association Pamphlet P-1, *Safe Handling of Compressed Gases in Containers*. For cryogenic liquids, refer to CGA P-12, *Safe Handling of Cryogenic Liquids*. Also see CGA P-9, the Inert Gases, Argon, Nitrogen, and Helium; CGA P-14, *Accident Prevention in Oxygen Rich and Oxygen Deficient Atmospheres*; CGA Safety Bulletin SB-2, *Oxygen Deficient Atmospheres*.

PROTECTIVE PRACTICES DURING MAINTENANCE OF CONTAMINATED EQUIPMENT: Follow practices indicated in Section 6 (Accidental Release Measures). Make certain application equipment is locked and tagged-out safely. Purge gas handling equipment with inert gas (e.g., nitrogen) before attempting repairs.

8. EXPOSURE CONTROLS - PERSONAL PROTECTION

VENTILATION AND ENGINEERING CONTROLS: Use with adequate ventilation to maintain oxygen levels above 19.5% in the workplace. Local exhaust ventilation is preferred, because it prevents Nitrogen dispersion into the work place by eliminating it at its source. If appropriate, install automatic monitoring equipment to detect the level of oxygen.

RESPIRATORY PROTECTION: Maintain oxygen levels above 19.5% in the workplace. Use supplied air respiratory protection if oxygen levels are below 19.5% or during emergency response to a release of Nitrogen. If respiratory protection is required, follow the requirements of the Federal OSHA Respiratory Protection Standard (29 CFR 1910.134), or equivalent State standards.

EYE PROTECTION: Splash goggles, face-shields or safety glasses. Face-shields must be worn when handling cryogenic Nitrogen.

HAND PROTECTION: Wear mechanically resistant-gloves when handling cylinders of Nitrogen. Use low-temperature protective gloves (e.g., Kevlar) when working with containers of Liquid Nitrogen.

BODY PROTECTION: Use body protection appropriate for task. Transfer of large quantities under pressure may require protective equipment appropriate to protect employees from splashes of liquefied product, as well provide sufficient insulation from extreme cold.

9. PHYSICAL and CHEMICAL PROPERTIES

VAPOR DENSITY: 1.153 kg/m³ (0.072 lb/ft³)

SPECIFIC GRAVITY (air = 1): 0.967

SOLUBILITY IN WATER (v/v): 1.49%

EXPANSION RATIO: 696.5 (cryogenic liquid)

ODOR THRESHOLD: Not applicable. Odorless.

COEFFICIENT WATER/OIL DISTRIBUTION: Log K_{ow} = 0.92.

EVAPORATION RATE (nBuAc = 1): Not applicable.

FREEZING POINT: -210°C (-345.8°F)

BOILING POINT @1 atm: -320.4°F (-195.8°C)

pH: Not applicable.

VAPOR PRESSURE (psia): Not applicable.

SPECIFIC VOLUME (ft³/lb): 13.8

APPEARANCE AND COLOR: Nitrogen is a colorless, odorless gas or a colorless and odorless, cryogenic liquid.

HOW TO DETECT THIS SUBSTANCE (warning properties): There are no unusual warning properties associated with a release of Nitrogen. In terms of leak detection, fittings and joints can be painted with a soap solution to detect leaks, which will be indicated by a bubble formation.

10. STABILITY and REACTIVITY

STABILITY: Normally stable in gaseous state. With cryogenic liquid, when exposed to air, oxygen in the air may condense into the Liquid Nitrogen. Liquid Nitrogen contaminated with oxygen may present the same hazards as Liquid Oxygen and could react violently with organic materials, such as oil and grease.

DECOMPOSITION PRODUCTS: None

MATERIALS WITH WHICH SUBSTANCE IS INCOMPATIBLE: Titanium, neodymium, lithium, zirconium and ozone react with Nitrogen. Calcium, strontium, and barium will react with red heat to form nitrides. Hydrogen reacts on sparking to form ammonia. Liquid Nitrogen in cryogenic grinding of fatty materials can lead to an explosion. A mixture of magnesium powder and Liquid Nitrogen reacts very violently when lit with a fuse, forming magnesium nitride. Liquid Nitrogen is not corrosive to metals.

HAZARDOUS POLYMERIZATION: Will not occur.

CONDITIONS TO AVOID: Contact with incompatible materials. Cylinders exposed to high temperatures or direct flame can rupture or burst.

PART IV *Is there any other useful information about this material?*

11. TRANSPORTATION INFORMATION

THIS MATERIAL IS HAZARDOUS AS DEFINED BY 49 CFR 172.101 BY THE U.S. DEPARTMENT OF TRANSPORTATION.

PROPER SHIPPING NAME:	Nitrogen Gas: Nitrogen, compressed	Nitrogen Liquid: Nitrogen, refrigerated liquid
HAZARD CLASS NUMBER and DESCRIPTION:	2.2 (Non-Flammable Gas)	2.2 (Non-Flammable Gas)
UN IDENTIFICATION NUMBER:	UN 1066	UN 1977
PACKING GROUP:	Not Applicable	Not Applicable
DOT LABEL(S) REQUIRED:	Non-Flammable Gas	Non-Flammable Gas

NORTH AMERICAN EMERGENCY RESPONSE GUIDEBOOK NUMBER (1996): 121 (Gas); 120 (Liquid)

MARINE POLLUTANT: Nitrogen is not classified by the DOT as a Marine Pollutant (as defined by 49 CFR 172.101, Appendix B).

TRANSPORT CANADA TRANSPORTATION OF DANGEROUS GOODS REGULATIONS: THIS MATERIAL IS CONSIDERED AS DANGEROUS GOODS. Use the above information for the preparation of Canadian Shipments.

The information contained herein is based on data considered accurate. However, no warranty is expressed or implied regarding the accuracy of these data or the results to be obtained from the use thereof. MESA Specialty Gases & Equipment assumes no responsibility for injury to the vendee or third persons proximately caused by the material if reasonable safety procedures are not adhered to as stipulated in the data sheet. Additionally, MESA Specialty Gases & Equipment assumes no responsibility for injury to vendee or third persons proximately caused by abnormal use of the material even if reasonable safety procedures are followed. Furthermore, vendee assumes the risk in his use of the material.